



FL110A

Enclosures with plain door
steel colour RAL 7035

IP 65 / door closed
insulation class : I ↓
according to IEC 60529
1,5mm thick sheet steel for
body and door
These enclosures feature :

- 2 removable gland plate for cable entry on top and bottom,
- earth studs on both body and door,
- door easily removable,

plain door equipped with one or two locks with triangular 8mm bit centres, located out of the sealed area.

Options :

- key lock,
- wall fixing brackets,
- plain or perforated mounting plate,
- equipment kits for modular devices

For technical information see page T.7

Designation	Characteristics	No. of locks	Ref. plain door	Ref. transpar. door
Orion Plus metal enclosures				
	dimensions : height x width x depth			
	300 x 250 x 160	1	FL 102A	FL 152A
	350 x 300 x 160	1	FL 104A	FL 154A
	350 x 300 x 200	1	FL 105A	FL 155A
	500 x 300 x 200	1	FL 110A	FL 160A
	500 x 400 x 200	1	FL 112A	FL 162A
	650 x 400 x 200	2	FL 117A	FL 167A
	650 x 400 x 250	2	FL 118A	FL 168A
	650 x 500 x 200	2	FL 119A	FL 169A
	650 x 500 x 250	2	FL 120A	FL 170A
	800 x 600 x 250	2	FL 123A	FL 173A
	800 x 600 x 300	2	FL 124A	FL 174A
	950 x 600 x 250	2	FL 125A	FL 175A
	950 x 600 x 300	2	FL 126A	FL 176A
	950 x 800 x 250	2	FL 127A	FL 177A
	950 x 800 x 300	2	FL 128A	FL 178A
	1250 x 800 x 300	2	FL 130A	FL 180A



FL 110A









FL 958A

Plinth

height 50 mm

for enclosure :		
FL 119A 500 x 200		FL 957A
FL 120A 500 x 250		FL 958A
FL 123A 600 x 250		FL 959A
FL 126A 600 x 300		FL 960A
FL 127A 800 x 250		FL 961A
FL 128A, FL 130A 800 x 300		FL 962A

* available 2nd half 2006

<i>Designation</i>	<i>Characteristics</i>	<i>Ref.</i>
	<p>Key lock</p> <p>replace the triangular locks of origin</p>	FL 96Z
FL 96Z	<p>1 set of 2 key locks with male square 8mm, with 1 key</p>	FL 80Z
	<p>1 set of 2 locks double-bars 3mm, with 1 key</p>	FL 95Z
		
FL 80Z		
FL 95Z		
	<p>Wall fixing brackets</p> <p>metallic wall fixing brackets with screws</p> <p>metal</p> <p>set of 4 pieces</p>	FL 85Z
FL 85Z		
	<p>Kit for connection to earth</p> <p>for metal enclosures</p>	FL 874A
FL 874A		
	<p>Vertical connection kit</p>	FL 670A
FL 670A		

* available 2nd half 2006



FL 216B

Enclosure with plain door

Made of glass reinforced polyester (GRP)

Colour : RAL 7035

FL 01B : RAL 7032

Body made out of one piece up to height 800mm

IP 65 / door closed IEC60529

insulation class : II according to IEC 61140

These enclosures feature :

- Plain door equipped with one or two locks with triangular 8mm centres, located out of the sealed area, gasket directly moulded on the door.

- studs in the back of the enclosure for mounting plate fastening.

Options :

- key lock,
- wall fixing brackets,
- plain or perforated mounting plate,
- equipment kits for modular devices.

For technical information see page T.8



FL 216B

Designation	Characteristics	No of locks	Ref. plain door	Ref. transpar. door
Orion Plus GRP enclosures	dimensions in mm : height x width x depth			
	300 x 250 x 160	1	FL 201B	
	350 x 300 x 160	1	FL 204B	FL 254B
	500 x 300 x 200	2	FL 209B	FL 259B
	500 x 400 x 200	2	FL 213B	FL 263B
	650 x 400 x 200	2	FL 216B	FL 271B
	650 x 500 x 250	2	FL 221B	FL 279B
	800 x 600 x 300	2	FL 229B	FL 502B
	1150 x 600 x 300	1	FL 302B	FL 527B
	1200 x 850 x 300	1	FL 327B	
* enclosure with 2 superposed doors and a plinth height 70mm	heights : top and bottom parts			
	1450 x 850 x 300 *	550 / 850	2	FL 352B
	1750 x 850 x 300 *	550 / 1150	2	FL 354B
FL 01B made of polycarbonate	2050 x 1100 x 300 *	850 / 1150	2	FL 368B



FL 92Z



FL 81Z



FL 97Z

Locks	key locks	for enclosures h ≤ 800	FL 96Z
	to be mounted on the triangular lock, supplied with 2 keys n° 427		
		for enclosures h ≥ 1150	FL 98Z
replacement of triangular lock of origin	1 set of 2 locks with male square 8mm		FL 81Z
	with 1 key		
	1 set of 2 locks double-bars 3mm		FL 97Z
	with 1 key		



FL 863Z

Plastic wall fixing brackets	delivered with fixing screws M6x12 on enclosure set of 4 pieces	FL 863Z
-------------------------------------	---	---------

* available 2nd half of 2006

Accessories for Orion Plus enclosure



FL 408A

<i>Designation</i>	<i>Characteristics</i>	<i>Dimensions L x H</i>	<i>Ref.</i>
Plain mounting plates	for enclosure :		
steel sheet 2mm thickness, aluminium zinc ,	FL201B	245 x 195	FL 41G
	FL 102A, FL152A	193 x 280	FL 402A
	FL104A, FL105A, FL204B	243 x 330	FL 404A
	FL154A, FL155A, FL254B		
assembly of the plates :	FL110A, FL209B	243 x 480	FL 407A
<input type="checkbox"/> fixed directly on the back of the enclosure,	FL160A, FL259B		
<input type="checkbox"/> or on slides allowing the in- depth setting (fixing with slides FL450A)	FL112A, FL213B	343 x 480	FL 408A
	FL162A, FL263B		
	FL117A, FL118A, FL216B	343 x 630	FL 412A
	FL167A, FL168A, FL266B		
	FL119A, FL120A, FL221B	443 x 630	FL 413A
	FL169A, FL170A, FL271B		
	FL123A, FL124A, FL229B	543 x 780	FL 415A
	FL173A, FL174A, FL279B		
	FL125A, FL126A	543 x 930	FL 416A
	FL175A, FL176A		
	FL127A, FL128A	743 x 930	FL 417A
	FL177A, FL178A		
	FL 130A, FL180A	743 x 1230	FL 419A
	FL 302B, FL502B	493 x 1080	FL 512E
	FL 327B, FL527B	693 x 1080	FL 522E
	FL 352B	693 x 480 (upper plate)	FL 520E
		693 x 780 (bottom plate)	FL 521E
	FL 354B	693 x 480 (upper plate)	FL 520E
		693 x 1080 (bottom plate)	FL 522E
	FL 368B	993 x 780 (upper plate)	FL 531E
		993 x 1080 (bottom plate)	FL 532E
Perforated mounting plate	for enclosure :		
steel sheet 2mm thickness	FL 102A, FL152A	193 x 280	FL 472A
	FL 201B		
	FL 104A, FL 105A, FL 204B	243 x 330	FL 473A
	FL154A, FL155A, FL254B		
assembly of the plates :	FL 110A, FL 209B	243 x 480	FL 474A
<input type="checkbox"/> fixed directly on the back of the enclosure,	FL160A, FL259B		
<input type="checkbox"/> or on slides allowing the in- depth setting (fixing with slides FL450A)	FL 112A, FL 213B	343 x 480	FL 475A
	FL162A, FL263B		
	FL 117A, FL 118A, FL 216B	343 x 630	FL 476A
	FL167A, FL168A, FL266B		
	FL119A, FL120A, FL221B	443 x 630	FL 477A
	FL169A, FL170A, FL271B		
	FL 123A, FL 124A, FL 229B	543 x 780	FL479A
	FL173A, FL174A, FL279B		
	FL 125A, FL 126A	543 x 930	FL 480A
	FL175A, FL176A		
	FL 127A, FL 128A	743 x 930	FL 481A
	FL177A, FL178A		
	FL 130A, FL180A	743 x 1230	FL 483A
Adjustment slides	4 slides delivered with screws		FL 450A
for assembly of the plates on depth			
Nut-clips and screw M5	1 set = 25 nuts		UC 969
for perforated mounting plate			



FL 475A



UC 969

* available 2nd half of 2006

Designation *Characteristics* *Ref.*



FL 981A

Equipment kits
for modular devices

- on chassis
only FL 980A and FL 981A,

composed of
- rails DIN (slide length 44 mm) assembled on chassis and adjustable in depth (of front plates with slide)

for enclosures :	FL 104A, FL 105A, FL 204B 2 rows (24)	FL 980A
	FL154A, FL155A, FL254B	
	FL 110A, FL 209B 3 rows (36)	FL 981A
	FL160A, FL259B	



- on vertical rail


composed of
- 2 vertical rail, DIN rail (slide length 44 mm)
- front plates with slit
- a cross-rail authorizing the assembly of bars on base and slides

FL 112A, FL 213B 3 rows (48)	FL 992A
FL162A, FL263B	
FL 117A, FL 118A, FL 216B 4 rows (64)	FL 993A
FL167A, FL168A, FL266B	
FL 119A, FL 120A, FL 221B 4 rows (88)	FL 994A
FL169A, FL170A, FL271B	
FL 123A, FL 124A, FL 229B 5 rows (130)	FL 996A
FL173A, FL174A, FL279B	
FL 125A, FL 126A 6 rows (156)	FL 997A
FL175A, FL176A	
FL 127A, FL 128A 6 rows (222)	FL 998A
FL177A, FL178A	

Adjustable DIN rails
in depth for terminal blocks
tilting 30°

for equipment kits with vertical rails

for enclosures :	length :	
FL 112A, FL 117A, FL 118A, FL 213B, FL 216B, FL162A	400 mm	FL 500A
FL167A, FL168A, FL263A, FL266B		
FL 119A, FL 120A, FL 221B, FL169A, FL170A, FL271B	500 mm	FL 501A
FL 123A, FL 124A, FL 125A, FL 126A, FL129A, FL 229B, FL173A, FL174A, FL175A, FL179A	600 mm	FL 502E
FL176A ,FL279B		
FL 127A, FL 128A, FL130A	800 mm	FL 503E
FL177A, FL178A, FL180A		



FL 712E





Plain front plates
for equipment kits
for modular devices,

replacement of the front plates with slits of origin

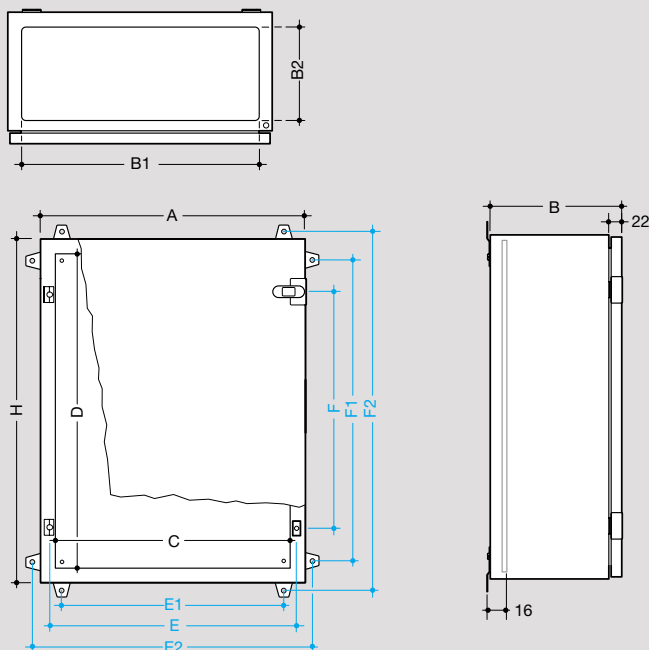
height : 150 mm

* available 2nd half of 2006

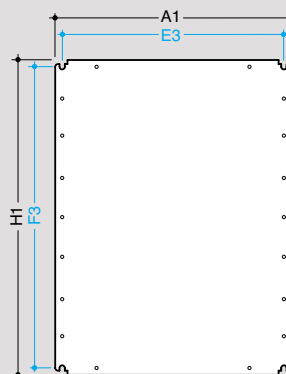
for enclosures :	FL 104A, FL 105A, FL 110A, FL154A, FL155A, FL160A FL 204B, FL254B	300 mm	VP 03Z
	FL 112A, FL 117A, FL 118A, FL162A, FL167A, FL168A, FL 213B, FL 216B, FL263B, FL266B	400 mm	FL 712E
	FL 119A, FL 120A, FL 221B FL169A, FL170A, FL271B	500 mm	FL 713E
	FL 123A, FL 124A, FL 125A, FL 126A, FL129A, FL173A, FL174A, FL175A, FL179A, FL176A, FL279B, FL 229B	600 mm	FL 714E
	FL 127A, FL 128A, FL130A FL177A, FL178A, FL180A	800 mm	FL 715E

	<i>Designation</i>	<i>Characteristics</i>	<i>Pack qty</i>	<i>Ref.</i>	
 FL 70Z	Cable trunking horizontal and vertical	width x depth 25 x 60 mm	length. 2 x 2m	2	FL 70Z
		40 x 60 mm	length. 2 x 2m	2	FL 71Z
 UZ25V1 UZ25V2	Wire guides to be fixed on the rail with support UZ 01V1 by simple rotation	large wire guide		20	UZ 25V1
		small wire guide		20	UZ 25V2
	Supports for fixing for wire guides	clip fixing		20	UZ 01V1
	Blanking strip to blank a row (e.g. for terminals) on a front plate for modular devices (kit is composed of 6 pieces per 4 modules)	separable by 1/2 ■	length. 4 ■	20	FL 871Z
	Marking strip for front plates	includes : - adhesive transparent label holders - marking labels	length. 24 ■	12	JE 003
 FL 672E	Setting slides in-depth of mounting plates	for enclosure : FL 302B, FL 327B, FL 352B, FL 354B, FL 368B		5	FL 672E
 FZ 672Z	Painting aerosol can for the touch-up of the Orion Plus enclosures	colour RAL 7035			FL 672Z

Metal enclosures Orion Plus



Mounting plate



nota : foresee "A + 25 mm" to open the door

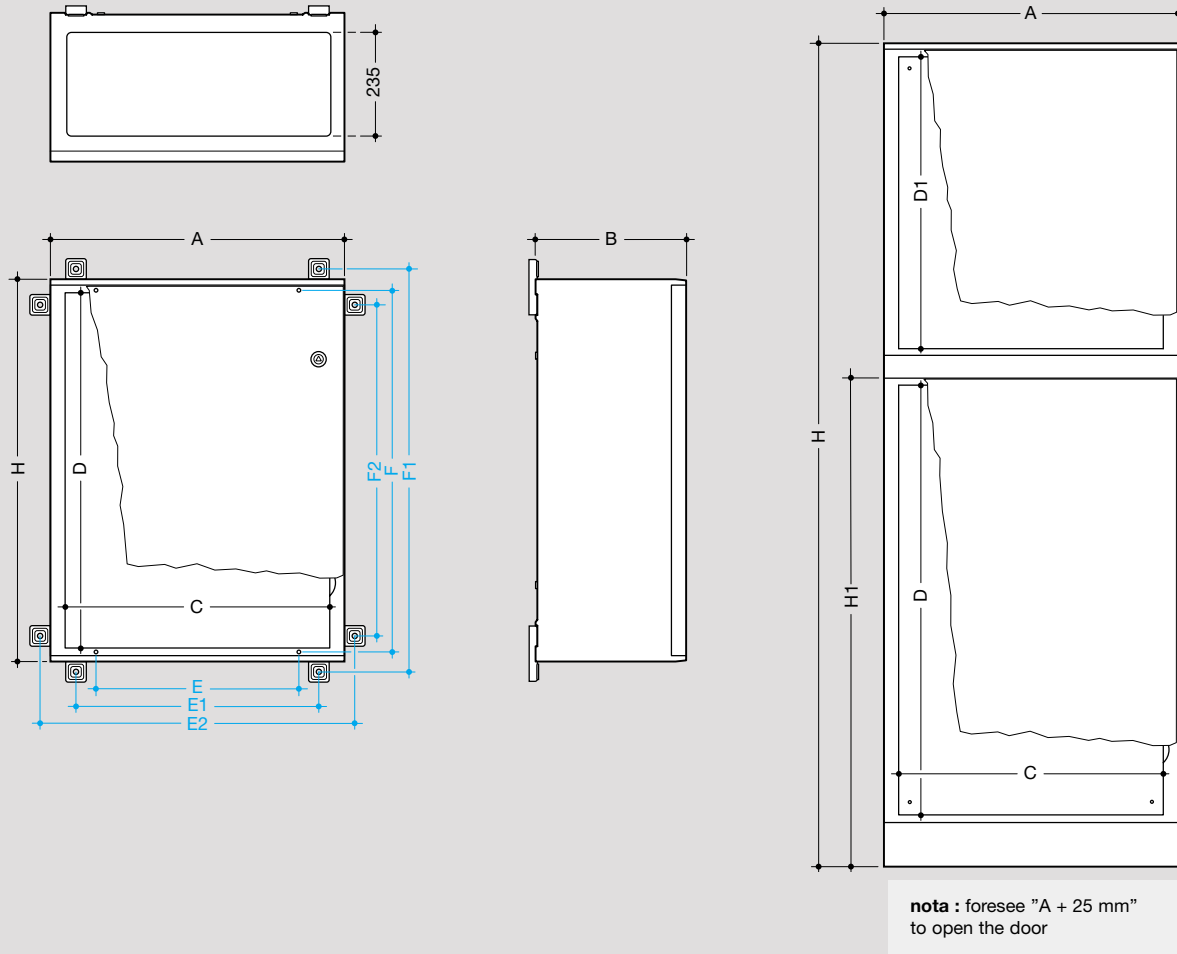
Dimensions

references	rows	enclosure							outside fixing				inside fixing	
		A	H	B	B1	B2	C	D	E1	E2	F1	F2	E	F
FL 102A	-	250	300	160	195	80	200	250	210	320	220	332	169	208
FL 104A	2	300	350	160	245	80	250	300	260	370	272	382	219	258
FL 105A	2	300	350	200	245	120	250	300	260	370	272	382	219	258
FL 110A	3	300	500	200	245	120	250	450	260	370	422	532	219	408
FL 112A	3	400	500	200	345	120	350	450	360	470	422	532	319	408
FL 117A	4	400	650	200	345	120	350	600	360	470	572	682	319	558
FL 118A	4	400	650	250	345	170	350	600	360	470	572	682	319	558
FL 119A	4	500	650	200	445	120	450	600	460	570	572	682	419	558
FL 120A	4	500	650	250	445	170	450	600	460	570	572	682	419	558
FL 123A	5	600	800	250	545	170	550	750	560	670	722	832	519	708
FL 124A	5	600	800	300	545	220	550	750	560	670	722	832	519	708
FL 125A	6	600	950	250	545	170	550	900	560	670	872	982	519	858
FL 126A	6	600	950	300	545	220	550	900	560	670	872	982	519	858
FL 127A	6	800	950	250	745	170	750	900	760	870	872	982	719	858
FL 128A	6	800	950	300	745	220	750	900	760	870	872	982	719	858
FL 130A	-	800	1250	300	745	220	750	1200	760	870	1172	1282	719	1158

Dimensions of mounting plates

full plates	perforated plates	for enclosures	dimensions plates		plates fixing	
			A1	H1	E3	F3
FL 402A	FL 472A	FL 102A	193	280	169	208
FL 404A	FL 473A	FL 104A, FL 105A, FL 204B	243	330	219	258
FL 407A	FL 474A	FL 110A, FL 209B	243	480	219	258
FL 408A	FL 475A	FL 112A, FL 213B	343	480	219	408
FL 412A	FL 476A	FL 117A, FL 118A, FL 216B	343	630	319	408
FL 413A	FL 477A	FL 120A, FL 221B	443	630	319	558
FL 415A	FL 479A	FL 123A, FL 124A, FL 229B	543	780	319	558
FL 416A	FL 480A	FL 125A, FL 126A	543	930	419	558
FL 417A	FL 481A	FL 127A, FL 128A	743	930	419	558
FL 419A	FL 483A	FL 130A	743	1230	519	708
FL 512E		FL 302B	493	1080	519	708
FL 520E		FL 352B, FL 354B	693	480	519	858
FL 521E		FL 352B	693	780	519	858
FL 522E		FL 327B, FL 354B	693	1080	719	858
FL 531E		FL 368B	993	780	719	858
FL 532E		FL 368B	993	1080	719	1158

GRP enclosures Orion Plus



Dimensions

references	rows	enclosure		inside fixing						outside fixing				
		A	H	H1	B	C	D	D1	E	F	E1	E2	F1	F2
FL 204B	2	300	350	-	160	250	300	-	219	258	339	339	269	389
FL 209B	3	300	500	-	200	250	450	-	219	408	339	339	419	539
FL 213B	3	400	500	-	200	350	450	-	319	408	439	439	419	539
FL 216B	4	400	650	-	200	350	600	-	319	558	439	439	569	689
FL 221B	4	500	650	-	250	450	600	-	419	558	539	539	569	689
FL 229B	5	600	800	-	300	550	750	-	519	708	639	639	719	839
FL 302B	-	600	1150	-	300	500	1050	-	-	-	-	-	-	-
FL 327B	-	850	1200	-	300	750	1050	-	-	-	-	-	-	-
FL 352B	-	850	1450	810	300	750	750	510	-	-	-	-	-	-
FL 354B	-	850	1750	1100	300	750	1050	510	-	-	-	-	-	-
FL 368B	-	1100	2050	1110	300	1000	1050	510	-	-	-	-	-	-